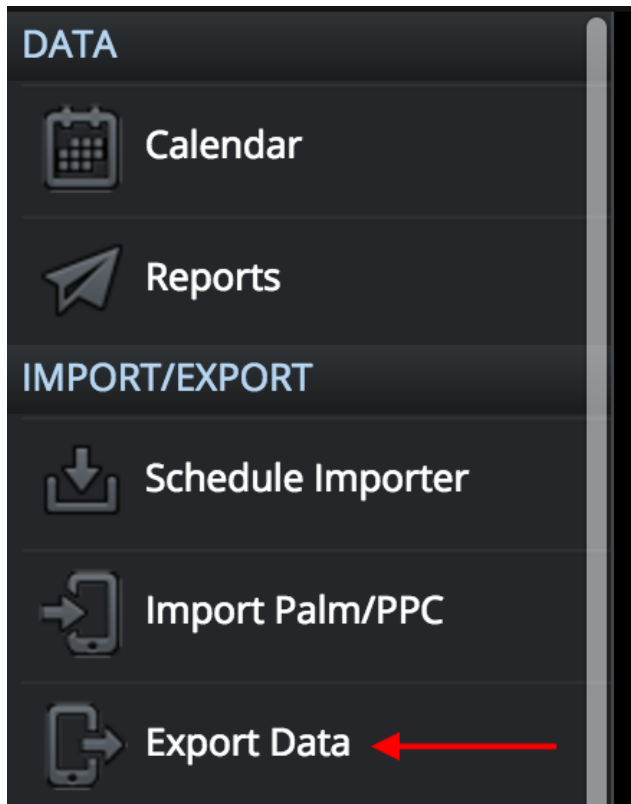


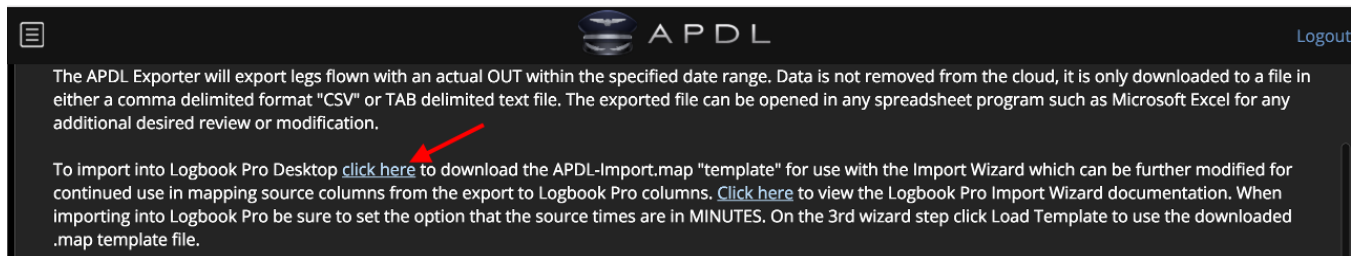
Data-Export

APDL can export your flight data to be imported into Logbook Pro, a spreadsheet program, or any other logbook solution you choose. This export is processed via APDL.net in CSV (comma separated values) or Tab delimited format.


Login to [APDL.net](https://www.apdl.net) and choose the "Export Data" menu item on the left.



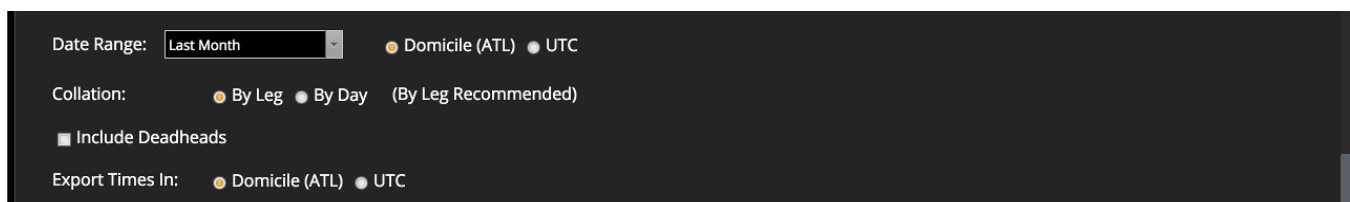
APDL.net gives a brief set of instructions that will explain how the process works. We have also provided a preset template that can be used when importing to Logbook Pro Desktop. This template maps the APDL data to the appropriate columns in Logbook Pro for you. To download this template, click the link indicated below on APDL.net. Save this file in a convenient location so you can use it each time you import data into Logbook Pro.



The next section allows you to choose the date range of data you wish to export. You can choose from a few preset date ranges, or choose your own custom dates. You can choose between domicile or UTC time zones to further refine the date range. Next you must choose if you want to export data by leg or by day and whether or not to include deadheads.

 It is HIGHLY recommended to choose a date range of 1 year or less at a time to improve performance.

NC Software also highly recommends exporting by leg rather than by day.



The custom remarks section is available for you to combine multiple pieces of information into one field for importing into the "remarks" column on Logbook Pro if desired. For example, you can combine crewmember names, hotel information, duty time, flight number, trip number, etc, in any order you wish. There are additional fields available which can be viewed by clicking the "Show Field List" link at the lower right.

Custom Remarks Configuration: (By Leg Only)

Create your own remarks data using a template by combining text with placeholders to automatically populate with leg data. For example:

Flight #: [fno] Crew: [allcrew] Hotel: [hotel]

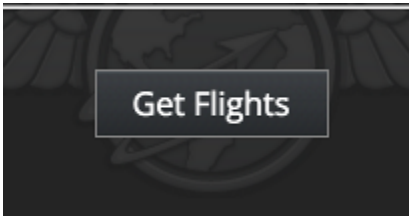
The bracketed fields will be populated and combined with your desired captions if desired.

Remarks Custom Template:

Flight: [fno] Trip: [tripno] Crew: [ftcrew] Hotel: [hotel] Duty On: [dutyon] Duty Off: [dutyoff] Duty: [dutytime]

[Show Field List](#)

Click the "Get Flights" button to get all the flights according to the date range and selections you made above.



Those flights will be displayed in the area below. This data area extends VERY far beyond the right side of the screen. You can scroll over to preview all of the available fields before exporting. There may also be multiple pages of data available that you can cycle through with the links below the data to the left.

Pay Category	Position	Trip Start Date	Trip Number	Duty On	Duty Off	Hotel
Block	CA-PF	10/4/2016	L7704	10/4/2016 19:30	10/5/2016 03:08	FOUR POINTS SHERATON NASH
Block	CA-PM	10/4/2016	L7704	10/4/2016 19:30	10/5/2016 03:08	FOUR POINTS SHERATON NASH
Block	CA-PM	10/4/2016	L7704	10/4/2016 19:30	10/5/2016 03:08	FOUR POINTS SHERATON NASH
Block	CA-PF	10/4/2016	L7704	10/5/2016 15:55	10/5/2016 23:29	SHERATON SUITES PHIL AIRP
Block	CA-PF	10/4/2016	L7704	10/5/2016 15:55	10/5/2016 23:29	SHERATON SUITES PHIL AIRP
Block	CA-PM	10/4/2016	L7704	10/6/2016 10:50	10/6/2016 17:20	THE ESSEX RESORT AND SPA
Block	CA-PM	10/4/2016	L7704	10/6/2016 10:50	10/6/2016 17:20	THE ESSEX RESORT AND SPA
Block	CA-PF	10/4/2016	L7704	10/6/2016 10:50	10/6/2016 17:20	THE ESSEX RESORT AND SPA

Block, Credit, Flight times are in minutes. Dates are formatted as Month/Day/Year.

Next, click one of the buttons below the data area to export the data in the format of your choice, CSV (comma separated values), or Tab delimited. There is also another button to download the Logbook Pro import wizard template.

Download CSV File

Download TAB File

Download Import Template

The resulting file can be used to import into Logbook Pro, another logbook program, or any spreadsheet program as seen below.

	A	B	C	D	E	F	G	H	I	J	K	L	M	N	O	P	Q	R	S
1	Pay Category	Position	Trip Start Date	Trip Number	Duty On	Duty Off	Hotel	CA	FO	Flight Crew	Other Crew	Cabin Crew	All Crew	Flight Date	Flight Number	Aircraft Type	Aircraft Idem	Number Of	L Route
2	Block	CA-PF	10/4/16	L7704	10/4/16 19:30	10/5/16 3:08	FOUR POINTS SHERATON NASH							10/4/16	5244	CRJ-900NG	N571NN	1	CLT-CVG
3	Block	CA-PM	10/4/16	L7704	10/4/16 19:30	10/5/16 3:08	FOUR POINTS SHERATON NASH							10/4/16	5244	CRJ-900NG	N571NN	1	CVG-PHL
4	Block	CA-PM	10/4/16	L7704	10/4/16 19:30	10/5/16 3:08	FOUR POINTS SHERATON NASH							10/5/16	5608	CRJ-900NG	N571NN	1	PHL-BNA
5	Block	CA-PF	10/4/16	L7704	10/5/16 15:55	10/5/16 23:29	SHERATON SUITES PHIL AIRP							10/5/16	5147	Undefined T	N596NN	1	PHL-BDL
6	Block	CA-PF	10/4/16	L7704	10/5/16 15:55	10/5/16 23:29	SHERATON SUITES PHIL AIRP							10/5/16	5147	Undefined T	N596NN	1	BDL-PHL
7	Block	CA-PM	10/4/16	L7704	10/6/16 10:50	10/6/16 17:20	THE ESSEX RESORT AND SPA							10/6/16	5068	CRJ-700NG	N545PB	1	PHL-PVD
8	Block	CA-PM	10/4/16	L7704	10/6/16 10:50	10/6/16 17:20	THE ESSEX RESORT AND SPA							10/6/16	5068	CRJ-700NG	N545PB	1	PVD-PHL
9	Block	CA-PF	10/4/16	L7704	10/6/16 10:50	10/6/16 17:20	THE ESSEX RESORT AND SPA							10/6/16	5201	CRJ-900NG	N547NN	1	PHL-BTV

If you are importing to Logbook Pro Desktop and want further guidance on the remainder of the import process specific to Logbook Pro, continue to the [Importing to Logbook Pro Desktop](#) page.