

Aircraft

<https://www.youtube.com/watch?v=ShS0NqfCxxA&list=PLt5jhPpkokeL7jZrgolNs1synCP7F3iAy&index=10>

Overview

Details about all the aircraft you have flown can be found on the Aircraft settings page.

All aircraft types are listed with the total time flown displayed to the right. A thin bar graph above each row indicates the relative percentage of your flight time spent in each aircraft type.

Tap any aircraft type to view or edit details about that type. If you have a 3D Touch enabled device, you can force press to peek at the details of each type, while a harder press will allow you to pop to that page to edit that information.

| < Settings | Aircraft | + |
|---|----------|---|
| | | |
| CRJ-200 | 696+34 | |
| CRJ-700NG | 32+30 | |
| CRJ-701 | 451+26 | |
| CRJ-900NG | 604+42 | |
| Undefined Type(s) | 4+09 | |
| Undefined Types are tails that do not have a parent Type assigned. Tap + to add Aircraft. | | |

Details

Aircraft Types

Certain aircraft type details are only available after the aircraft type has been flown and entered into APDL.

| | | |
|--|-------------------------------------|------|
| Cancel | Edit CRJ-900NG | Save |
| | | |
| Type | CRJ-900NG | |
| Default Rest Facility | None | |
| You've flown 543 flights for 812.3 hours in this type. Last flown on 10/25/2016. | | |
| Aircraft | 50 | > |
| Type Rating | <input checked="" type="checkbox"/> | |
| Previous Time | 0+00 | |
| Flights | 547 | > |

The Default Rest Facility row designates the rest facility class which will be assigned to new aircraft of this type by default. This can be changed on a per aircraft level on the specific aircraft page.

The number of aircraft associated with this aircraft type is displayed on the Aircraft row. You can tap that row to view all the aircraft in a list.

The Type Rating switch is used to designate if you have a type rating in the aircraft.

The Previous Time row is used to enter hours you have accumulated in the aircraft type prior to using APDL. This is used to make your flight time in the resume feature more accurate.

The Flights row displays the number of flights in that aircraft type. Tapping this row will display each flight that this aircraft type is associated with. Tapping any specific flight in the list will take you to that flight entry.

← Edit Aircraft **Flights in CRJ-900**

Flight 5232 CLT-MSY on 4/26/2016

Flight 5058 MEM-CLT on 4/1/2016

Flight 5299 CLT-MEM on 4/1/2016

Flight 5049 SDF-CLT on 3/31/2016

Flight 5049 CLT-SDF on 3/31/2016

Flight 5368 ORF-CLT on 3/26/2016

Flight 5056 CLT-ORF on 3/26/2016

Flight 4947 IAD-CLT on 3/25/2016

Flight 4947 CLT-IAD on 3/25/2016


Flight 5203 IAD-CLT on 3/25/2016

Flight 5127 CLT-IAD on 3/25/2016

Flight 5098 MKE-CLT on 3/24/2016

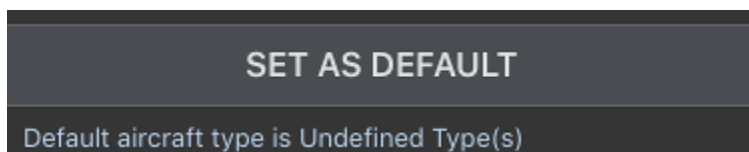
Flight 5098 CLT-MKE on 3/24/2016

An Aircraft photo can be stored in APDL for reference. To assign a photo to the aircraft type, tap on the photo and select your desired photo.



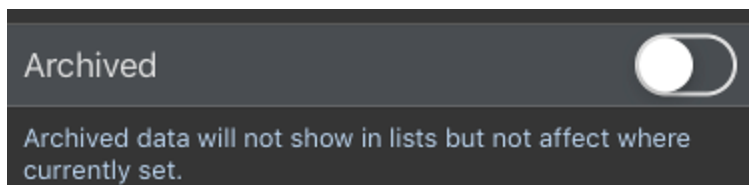
To set an aircraft type as default, tap the "Set as Default" button below the aircraft photo.

The current default aircraft type is listed below this button. Setting an aircraft type as default will cause all new tails imported or autofilled to be set to that type. It will also cause that type to be preselected as the type when creating a new aircraft from the [Leg View](#).



If you fly multiple types of aircraft, it is recommended that you set the default aircraft to "Undefined Types" so you can ensure each newly imported tail is manually assigned the appropriate type.

Aircraft types can be archived to hide them from the list of aircraft types in order to declutter the list if they are no longer used if desired. This does not remove them from any entries, it just hides them. Archived items can be viewed by going to Settings > [General](#) and turning on "Show Archived Data".



A type cannot be archived if it is set as default.

If an aircraft type is archived, all aircraft associated with that type will automatically be archived and do not need to be individually archived.

If "Show Archived Data" is turned on, archived items will be shown in the list as grayed out.

Verizon LTE

12:08 PM

92%


Settings

Aircraft

+

| | |
|---------------|---------|
| A-320 | 352+33 |
| A-320 SIM | 40+00 |
| A-321 | 73+24 |
| B-727-200 SIM | 289+18 |
| B-727-200F | 2925+58 |
| B-737 SIM | 28+00 |
| BE-200 | 29+19 |
| C-172MNP | 344+18 |
| C-172R | 141+42 |
| C-172RG | 116+30 |
| C-310R | 54+56 |
| C-402B | 13+12 |
| C-421B | 29+48 |

To delete an aircraft type, tap the red "Delete Aircraft Type" button at the bottom.



An aircraft type that has been flown and logged in APDL cannot be deleted.

An aircraft type can also be archived or deleted by swiping left on the list of aircraft types.

Settings

Aircraft

CRJ-200

696+34

CRJ-700NG

32+30

CRJ-701

451+26

608+51

Delete

Archive

Undefined Type(s)

0+00

Undefined Types are tails that do not have a parent Type assigned. Tap + to add Aircraft.

Creating a New Aircraft Type [🔗](#)

Tap the "+" icon at the top right of the screen to create a new aircraft type.

Enter the name of the aircraft type in the first row.

If you have a type rating in this aircraft, turn on the "Type Rating" setting.

If you have flight time in this aircraft type prior to using APDL, you can enter this value in the "Previous Time" field. This will be used for generating your resume.

To assign a photo to the aircraft type, tap on the default photo and select your desired photo.

Aircraft [🔗](#)

The "Aircraft" row can be tapped to view all the aircraft of that aircraft type that have been entered. The ship number is displayed below the aircraft, if available.

Registration, Ship Number, Type

AllMy Airline

| | | |
|--------|-------------------|------|
| None | | |
| N301DN | Undefined Type(s) | |
| N301NB | | A319 |
| 3101 | | |
| N302DN | | A321 |
| 3002 | | |
| N303DN | | A321 |
| 3003 | | |
| N304DN | | A321 |
| 3004 | | |

Each aircraft can be tapped to view the same flights, hours, and date summary information above. If you have a 3D Touch enabled device, you can force press to peek at the details of each aircraft, while a harder press will allow you to pop to that page to edit that information.

| Cancel | Aircraft Info | Save |
|--|---------------|--------------------------|
| Registration | | |
| | | N599NN |
| Ship Number | | |
| | | Ship Number |
| Rest Facility | | |
| | | None |
| You've flown 1 flight for 1.7 hours in this aircraft. You last flew this aircraft on 09/10/2016. | | |
| Type | | |
| | | CRJ-900NG > |
| Flights | | |
| | | 1 > |
| Airline | | |
| | | PSA Airlines > |
| Archived | | |
| | | <input type="checkbox"/> |
| Archived data will not show in lists but not affect where currently set. | | |
| DELETE AIRCRAFT | | |

The Rest Facility Row here sets the rest facility for this particular aircraft. This will initially be set by the aircraft type's default rest facility, but you may need to change it if certain specific aircraft within the same fleet have different rest facilities at your airline. If you need to change the rest facility for a specific flight due to inoperative equipment, you can do that for just one flight at a time on the [Leg View](#) page.

The Flights row displays the number of flights in that aircraft. Tapping this row will display each flight that this aircraft is associated with. Tapping any specific flight in the list will take you to that flight entry.

Each aircraft is associated with a specific airline. This allows for easier organization of your data as your career progresses and you may move on to other airlines and you want to keep your selection lists in APDL as neat as possible and prevent them from becoming excessively large. You can view or change the airline the aircraft is associated with by tapping on this line. Newly created aircraft are associated with your current employer automatically.

To delete an aircraft, tap the "Delete Aircraft" button on this screen.




An aircraft that has been flown and logged in APDL cannot be deleted.


To add a new aircraft to a specific aircraft type, tap the "+" icon at the top right of the appropriate type list and fill in the appropriate information.

Aircraft can be archived to hide them from the list of aircraft in order to declutter the list if they are no longer used if desired. This does not remove them from any entries, it just hides them. Archived items can be viewed by going to Settings > [General](#) and turning on "Show Archived Data".

Archived



Archived data will not show in lists but remain included in totals.

 If an aircraft type is archived, all aircraft associated with that type will automatically be archived and do not need to be individually archived.

An aircraft can also be archived or deleted by swiping left on the list of aircraft.

Q N-Number or Ship

N547NN CRJ-900

N548NN CRJ-900

N549NN CRJ-900

N550NN CRJ-900

N551NN CRJ-900

0

DeleteArchive

N553NN CRJ-900

Undefined Types

If AutoFill Aircraft is enabled and imports an aircraft that has not been previously entered into APDL, it will be added to the default aircraft type. This allows you to configure your aircraft types in the format that you prefer (B737 vs. Boeing 737 vs. 737-800 etc.) while still using AutoFill Aircraft. To change the type from "Undefined Types" to the appropriate type, see the guidance below or in our how to section under [Change the Aircraft Type Associated with a Tail Number](#).

To change the aircraft type associated with a specific aircraft, go to the "Aircraft Info" page for that aircraft (seen above). Tap the "type" row at the bottom of the "Aircraft Info" screen. Choose the appropriate new type and save.